

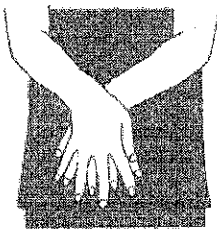
# Putting on personal protective equipment (PPE) for non-aerosol generating procedures (AGPs)\*

Please see donning and doffing video to support this guidance: [https://youtu.be/-GncQ\\_ed-9w](https://youtu.be/-GncQ_ed-9w)

## Pre-donning instructions:

- Ensure healthcare worker hydrated
- Remove jewellery
- Tie hair back
- Check PPE in the correct size is available

- 1 Perform hand hygiene before putting on PPE.



- 2 Put on apron and tie at waist.



- 3 Put on facemask – position upper straps on the crown of your head, lower strap at nape of neck.



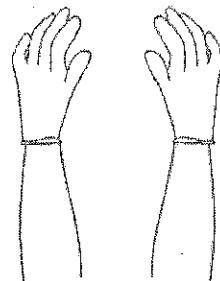
- 4 With both hands, mould the metal strap over the bridge of your nose.



- 5 Don eye protection if required.



- 6 Put on gloves.




# Taking off personal protective equipment (PPE) for non-aerosol generating procedures (AGPs)\*

Please see donning and doffing video to support this guidance: [https://youtu.be/-GncQ\\_ed-9w](https://youtu.be/-GncQ_ed-9w)

• PPE should be removed in an order that minimises the risk of self-contamination

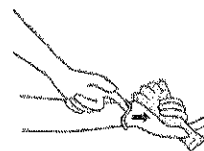
• Gloves, aprons (and eye protection if used) should be taken off in the patient's room or cohort area

- 1** Remove gloves. Grasp the outside of glove with the opposite gloved hand; peel off.  
Hold the removed glove in the remaining gloved hand.

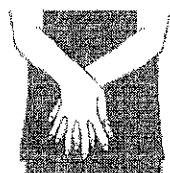


Slide the fingers of the un-gloved hand under the remaining glove at the wrist.


Peel the remaining glove off over the first glove and discard.



- 2** Clean hands.



- 3** Apron.  
Unfasten or break apron ties at the neck and let the apron fold down on itself.



Break ties at waist and fold apron in on itself – do not touch the outside – **this will be contaminated.** Discard.



- 4** Remove eye protection if worn.

Use both hands to handle the straps by pulling away from face and discard.



- 5** Clean hands.



- 6** Remove facemask once your clinical work is completed.



Untie or break bottom ties, followed by top ties or elastic, and remove by handling the ties only. Lean forward slightly. Discard. DO NOT reuse once removed.

- 7** Clean hands with soap and water.



\*For the PPE guide for AGPs please see:

[www.gov.uk/government/publications/covid-19-personal-protective-equipment-use-for-aerosol-generating-procedures](https://www.gov.uk/government/publications/covid-19-personal-protective-equipment-use-for-aerosol-generating-procedures)